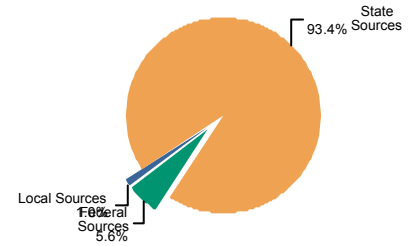


**Consolidated Financial Statement
Sources and Uses of Funds - General Fund
Minnesota Department of Education
Two Year Period Ending June 30, 2007**

MINNESOTA INTERNSHIP CENTER # 4102-07

Sources of Funds:	Actual 05-06	% of Total 05-06	Actual 06-07	% of Total 06-07
Local Sources:				
Property Taxes	\$0	0.0%	\$0	0.0%
All Other	<u>105,106</u>	<u>2.4%</u>	<u>49,959</u>	<u>1.0%</u>
Total Local Sources	\$105,106	2.4%	\$49,959	1.0%
State Sources:				
General Education Aid	\$3,319,673	76.5%	\$4,176,083	84.0%
Special Education Aid	48,998	1.1%	192,597	3.9%
All Other State Aid	<u>371,756</u>	<u>8.6%</u>	<u>275,197</u>	<u>5.5%</u>
Total State Sources	\$3,740,427	86.2%	\$4,643,877	93.4%
Federal Sources:	<u>495,981</u>	<u>11.4%</u>	<u>279,764</u>	<u>5.6%</u>
Total Sources of Funds-General Fund	\$4,341,514	100.0%	\$4,973,600	100.0%

Sources of Funds - General Fund

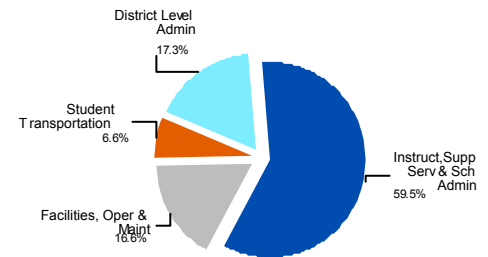


Uses of Funds:

Instruction, Support Services and School Level Administration

Instruction				
Salaries	\$1,247,184	32.7%	\$1,638,054	36.2%
Benefits and Payroll Taxes	353,842	9.3%	409,499	9.1%
All Other	263,090	6.9%	238,579	5.3%
Instructional and Pupil Support Services				
Salaries	36,404	1.0%	74,623	1.7%
Benefits and Payroll Taxes	4,902	0.1%	14,511	0.3%
All Other	52,288	1.4%	54,339	1.2%
School Level Administration				
Salaries	197,367	5.2%	202,255	4.5%
Benefits and Payroll Taxes	44,944	1.2%	49,613	1.1%
All Other	58,380	1.5%	12,679	0.3%

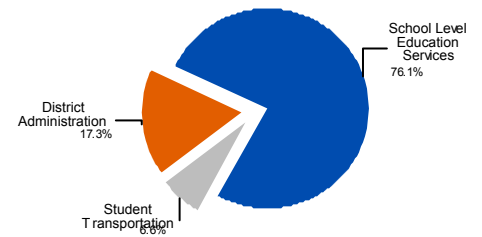
Uses of Funds by Function /Activity



Facilities, Operations & Maintenance

Salaries	0	0.0%	2,224	0.1%
Benefits and Payroll Taxes	0	0.0%	170	0.0%
All Other	<u>783,525</u>	<u>20.6%</u>	<u>749,338</u>	<u>16.6%</u>
Subtotal, School Level Education Services	\$3,041,926	79.8%	\$3,445,884	76.1%

Uses of Funds - School Level vs District Level



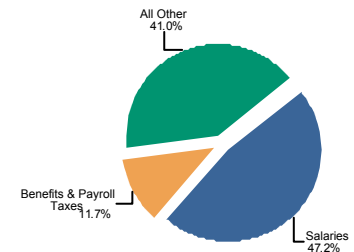
Student Transportation

Salaries	0	0.0%	0	0.0%
Benefits and Payroll Taxes	0	0.0%	0	0.0%
All Other	156,255	4.1%	299,863	6.6%

District Level Administration

Salaries	196,990	5.2%	221,389	4.9%
Benefits and Payroll Taxes	48,486	1.3%	58,025	1.3%
All Other	<u>367,355</u>	<u>9.6%</u>	<u>501,496</u>	<u>11.1%</u>

Uses of Funds - Employee Compensation vs All Other



Total Uses of Funds - General Fund	<u>\$3,811,012</u>	100.0%	<u>\$4,526,657</u>	100.0%
Sources Over (Under) Uses	\$530,502		\$446,943	

Other Financing Sources (Uses)	0		0	
Other Adjustments	0		0	
Net Transfers In (Out)	<u>(143,965)</u>		<u>(299,329)</u>	
Net Change in Funds	\$386,539		\$147,614	
Total Fund Balance				
Beginning of Year	<u>(56,827)</u>		<u>329,712</u>	
End of Year	\$329,712		\$477,326	

**Consolidated Financial Statement
Sources and Uses of Funds
Minnesota Department of Education
Two Year Period Ending June 30, 2007**

MINNESOTA INTERNSHIP CENTER # 4102-07

Sources and Uses of Funds		
	Actual 05-06	Actual 06-07
<u>General Fund</u>		
Total Sources	\$4,341,514	\$4,973,600
Total Uses	3,811,012	4,526,657
Other Financing Sources(Uses)& Net Transfers	<u>(143,965)</u>	<u>(299,329)</u>
Net Change in Funds	<u>386,539</u>	<u>147,614</u>
Ending Fund Balance (See Note 1)	<u>\$329,712</u>	<u>\$477,326</u>
<u>Other Funds</u>		
Food Service		
Total Sources	\$82,195	\$156,935
Total Uses	162,580	211,221
Other Financing Sources(Uses)& Net Transfers	<u>143,965</u>	<u>134,671</u>
Net Change in Funds	<u>63,580</u>	<u>80,385</u>
Ending Fund Balance (See Note 1)	<u>(\$80,385)</u>	<u>\$0</u>
Community Service		
Total Sources	\$67,146	\$46,338
Total Uses	70,963	107,036
Other Financing Sources(Uses)& Net Transfers	<u>0</u>	<u>164,658</u>
Net Change in Funds	<u>(3,817)</u>	<u>103,960</u>
Ending Fund Balance (See Note 1)	<u>(\$103,960)</u>	<u>\$0</u>
Building Construction		
Total Sources	\$0	\$0
Total Uses	0	0
Other Financing Sources(Uses)& Net Transfers	<u>0</u>	<u>0</u>
Net Change in Funds	<u>0</u>	<u>0</u>
Ending Fund Balance (See Note 1)	<u>\$0</u>	<u>\$0</u>
Debt Service		
Total Sources	\$0	\$0
Total Uses	0	0
Other Financing Sources(Uses)& Net Transfers	<u>0</u>	<u>0</u>
Net Change in Funds	<u>0</u>	<u>0</u>
Ending Fund Balance (See Note 1)	<u>\$0</u>	<u>\$0</u>
<u>Total</u>		
Total Sources	\$4,490,855	\$5,176,873
Total Uses	4,044,555	4,844,914
Other Financing Sources(Uses)& Net Transfers	<u>0</u>	<u>0</u>
Net Change in Funds	<u>446,302</u>	<u>331,959</u>
Ending Fund Balance (See Note 1)	<u>\$145,367</u>	<u>\$477,326</u>
Notes:		
1. Amount includes Reserved Fund Balance		

Key Statistics		
	Actual 05-06	Actual 06-07
Number of Students (ADM - Average Daily Membership)	396	424
Per Student Sources of Funds-General Fund	\$10,963	\$11,730
Per Student Use of Funds - General Fund		
Instruction & Support Services	\$4,944	\$5,730
School Level Administration	759	624
Facilities, Operations & Maintenance	1,979	1,773
Student Transportation	395	707
District Level Administration	1,548	1,842
Total General Fund	\$9,625	\$10,676
ADM Served per Licensed Instructional Staff	23.64	23.33